

## Alleima® Ti Grade 9

Tube and pipe, seamless

### Datasheet

Alleima® Ti Grade 9 (Alleima® Ti 3Al-2.5V) is a titanium grade characterized by excellent corrosion resistance to seawater and higher mechanical properties than stainless steels. The Ti-3-2.5 alloy is characterized by:

- Excellent resistance to general corrosion in seawater applications
- High mechanical strength, superior strength to weight ratio
- Resistant to stress corrosion cracking in chloride and sour gas environments
- Excellent resistance to pitting, crevice, and erosion corrosion
- Good formability and weldability
- Very low thermal expansion
- Excellent fatigue properties from Alleima's proprietary processing that controls crystal texture

### Standards

- ASTM: Grade 9
- UNS: R56320

## Chemical composition (nominal)

### Chemical composition (nominal) %

Al	V	N	H	O	Fe	C
≤3.5 - 2.5	≤3.0 - 2.0	≤0.02	≤0.013	≤0.12	0.25	0.10

## Applications

Ti-3-2.5 as a cold-worked and heat treated titanium alloy provides excellent service in aggressive chloride-containing environments. Typical applications are:

### Oil and gas industry

Chloride environments such as seawater handling and process systems and hydraulic and process fluid tubes in umbilicals.

### Seawater cooling

Tubing for heat exchangers and coolers on oil platforms, in refineries, chemical industries, process industries and other industries using seawater or chlorinated seawater as coolant.

### Refineries and petrochemical plants

Tubes and pipes where the process environment contains a high amount of chlorides or sulfides.

### Geothermal wells

Heat exchangers in geothermal exploitation units, systems exposed to geothermal or high-salinity brines, tubing and casing for production.

### Pulp and paper industry

Tubing for chloride containing bleaching environments.

## Desalination plants

Tube and pipe for seawater transport, heat exchanger tubing, and pressure vessels for reverse osmosis units.

## Mechanical components requiring high strength

Propeller shafts and other products subjected to high mechanical load in seawater and other chloride-containing environments. Excellent mechanical and corrosion resistance properties make Alleima® Ti-3-2.5 tubing and pipe an economical choice for many other applications by reducing the product life cycle costs of equipment.

### Seamless Pipe- Standard sizes

Nominal	OD	Wall	OD	Wall
Bore	in.	in.	mm	mm
1/4" Sch. 10	0.540	0.065	13.72	1.65
1/4" Sch. 40	0.540	0.088	13.72	2.24
1/4" Sch. 80	0.540	0.119	13.72	3.02
3/8" Sch. 10	0.675	0.065	17.15	1.65
3/8" Sch. 40	0.675	0.091	17.15	2.31
3/8" Sch. 80	0.675	0.126	17.15	3.20
1/2" Sch. 5	0.840	0.065	21.34	1.65
1/2" Sch. 10	0.840	0.083	21.34	2.11
1/2" Sch. 40	0.840	0.109	21.34	2.77
1/2" Sch. 80	0.840	0.167	21.34	3.73
3/4" Sch. 5	1.050	0.065	26.67	1.65
3/4" Sch. 10	1.050	0.083	26.67	2.11
3/4" Sch. 40	1.050	0.113	26.67	2.87
3/4" Sch. 80	1.050	0.154	26.67	3.91
1" Sch. 5	1.315	0.065	33.40	1.65
1" Sch. 10	1.315	0.109	33.40	2.77
1" Sch. 40	1.315	0.133	33.40	3.38
1" Sch. 80	1.315	0.179	33.40	4.55
1 1/4" Sch. 5	1.660	0.065	42.16	1.65
1 1/4" Sch. 10	1.660	0.109	42.16	2.77
1 1/4" Sch. 40	1.660	0.140	42.16	3.56
1 1/4" Sch. 80	1.660	0.191	42.16	4.85
1 1/2" Sch. 5	1.900	0.065	48.26	1.65

1 1/2" Sch. 10	1.900	0.109	48.26	2.77
1 1/2" Sch. 40	1.900	0.145	48.26	3.68
1 1/2" Sch. 80	1.900	0.200	48.26	5.08
2" Sch. 5	2.375	0.065	60.33	1.65
2" Sch. 10	2.375	0.109	60.33	2.77
2" Sch. 40	2.375	0.154	60.33	3.91
2" Sch. 80	2.375	0.218	60.33	5.54

**Heat exchanger tube- Seamless, standard sizes**

Tube size	OD		Wall		Weight	
	in.	mm	in.	mm	lbs/ft	kg/m
3/4" x 16 BWG	19.05	1.65	0.065	1.65	0.272	0.405
3/4" x 14 BWG	19.05	2.11	0.083	2.11	0.338	0.503
1" x 16 BWG	25.4	1.65	0.065	1.65	0.371	0.522
1" x 14 BWG	25.4	2.11	0.083	2.11	0.465	0.692
1 1/4" x 14 BWG	31.8	2.11	0.083	2.11	0.592	0.880
1 1/2" x 14 BWG	38.1	2.11	0.083	2.11	0.718	1.609

BWG= Birmingham Wire Gauge

**Hydraulic tubing- Seamless, standard sizes**

Nominal OD		Wall		Weight	
in.	mm	in.	mm	lb/ft	kg/m
0.315	8	0.039	1.0	0.066	0.098
0.394	10	0.039	1.0	0.085	0.126
0.472	12	0.059	1.5	0.149	0.222
0.591	15	0.059	1.5	0.192	0.285
0.630	16	0.059	1.5	0.206	0.306
0.709	18	0.063	1.6	0.249	0.370
0.787	20	0.079	2.0	0.342	0.508
0.984	25	0.098	2.5	0.530	0.789
1.181	20	0.102	2.6	1.672	1.000
1.496	38	0.142	3.6	1.174	1.748
1.969	50	0.177	4.5	1.937	2.833

**Instrumentation tube- Seamless, standard sizes**

Nominal OD	OD	Wall	Weight
------------	----	------	--------

in.	mm	in.	mm	lb/ft	kg/m
0.250	6.35	0.035	0.89	0.046	0.068
0.250	6.35	0.036	0.91	0.047	0.070
0.375	9.53	0.035	0.89	0.073	0.109
0.375	9.53	0.036	0.91	0.075	0.111
0.375	9.53	0.048	1.22	0.096	0.143
0.375	9.53	0.049	1.24	0.098	0.146
0.500	12.70	0.048	1.22	0.133	0.198
0.500	12.70	0.049	1.24	0.135	0.201
0.500	12.70	0.064	1.63	0.170	0.253
0.500	12.70	0.065	1.65	0.173	0.257
0.625	15.88	0.048	1.22	0.169	0.252
0.625	15.88	0.049	1.24	0.172	0.256
0.750	19.05	0.048	1.22	0.206	0.307
0.750	19.05	0.049	1.24	0.210	0.313

## Corrosion resistance

Ti-3-2.5 should not be used with strong reducing acids, fluoride solutions, pure oxygen, or anhydrous chlorine.

### General corrosion

The general corrosion resistance of Ti-3-2.5 for a variety of environments is shown in Table 1. Ti-3-2.5 exhibits good corrosion resistance to a wide variety of environments including:

- Seawater and brines
- Inorganic salts
- Moist chlorine gas
- Alkaline solutions
- Oxidizing acids
- Organics and organic acids
- Sulfur compounds

Table 1 General corrosion rates for Grade 9.

Environment	Conc.	Temp.	Corrosion	Rate
	%	°C	mils/year	mm/year
<b>Acids</b>				
Nitric	10	Boiling	3.3	0.084

Nitric	40	Boiling	28	0.709
Chromic	10	Boiling	0.3	0.008
Chromic	30	Boiling	2.1	0.053
Chromic	50	Boiling	10.2	0.260
Agua Regia	3.1	20	0.6	0.015
HCl (air agitated)	3.0	35	0.16	0.004
HCl (air agitated)	5.0	35	0.04	0.001
HCl	0.5	Boiling	42.5	1.08
HCl	1	88	0.4	0.009
HCl	3	88	122	3.100
HCl 0.2% FeCl <sub>3</sub>	1	Boiling	0.2	0.005
HCl 0.2% FeCl <sub>3</sub>	5	Boiling	1.3	0.033
HCl 0.2% FeCl <sub>3</sub>	10	Boiling	12	0.305
H <sub>2</sub> SO <sub>4</sub> (air agitated)	5	35	1.0	0.025
H <sub>2</sub> SO <sub>4</sub>	0.5	Boiling	334	8.48
7% H <sub>2</sub> SO <sub>4</sub> , 3% HCl, 3% CuCl, 1% FeCl <sub>3</sub>		70	5.1	0.13
Same		Boiling	11.8	0.30
13% H <sub>2</sub> SO <sub>4</sub> , 3.5% HCl, 1% CuCl, 1% FeCl <sub>3</sub>		50	nil	nil
Same		70	<4	<0.1
Same		Boiling	13.0	0.33
<b>Alkali</b>				
NaOH	50	150	19.4	0.493
KOH	50	150	363	9.21
NH <sub>4</sub> OH	8	150	nil	nil
NH <sub>4</sub> OH	2.8	150	nil	nil
<b>Organics</b>				
Acetic acid	100	Boiling	nil	nil
Citric acid	50	Boiling	15.0	0.381
Formic acid	25	88	<5	<.013
Formic acid	50	Boiling	200	5.08
Methanol	99	Boiling	nil	nil
Urea	50	150	7.9	0.2
<b>Salts</b>				
Seawater	-	Boiling	nil	nil

NaC saturated pH=1	-	93	nil	nil
NaCl, 0.5% CH <sub>3</sub> COOH, saturated with H <sub>2</sub> S	5	RT	nil	nil
NaCl, 0.5% CH <sub>3</sub> COOH, saturated with H <sub>2</sub> S	25	RT	nil	nil
Ferric chloride	10	Boiling	nil	nil

Environment	Conc. %	Temp °C	Corrosion mils/year	Rate mm/year
<b>Acids</b>				
Nitric	10	Boiling	3.3	0.084
Nitric	40	Boiling	28	0.709
Chromic	10	Boiling	0.3	0.008
Chromic	30	Boiling	2.1	0.053
Chromic	50	Boiling	10.2	0.26
Aqua Regia	3:1	20	0.6	0.015
HCl (air agitated)	3.0	35	0.16	0.004
HCl (air agitated)	5.0	35	0.04	0.001
HCl	0.5	Boiling	42.5	1.08
HCl	1	88	0.4	0.009
HCl	3	88	122	3.10
HCl, 0.2% FeCl <sub>3</sub>	1	Boiling	0.2	0.005
HCl, 0.2 % FeCl <sub>3</sub>	5	Boiling	1.3	0.033
HCl, 0.2% FeCl <sub>3</sub>	10	Boiling	12	0.305
H <sub>2</sub> SO <sub>4</sub> (air agitated)	5	35	1.0	0.025
H <sub>2</sub> SO <sub>4</sub>	0.5	Boiling	334	8.48
7% H <sub>2</sub> SO <sub>4</sub> , 3% HCl				
3% CuCl <sub>2</sub> , 1% FeCl <sub>3</sub>		70	5.1	0.13
Same		Boiling	11.8	0.30
13% H <sub>2</sub> SO <sub>4</sub> , 3.5% HCl, 1% CuCl <sub>2</sub> , 1% FeCl <sub>3</sub>		50	nil	nil
Same		70	<4	<0.1
Same		Boiling	13.0	0.33
<b>Alkali</b>				
NaOH	50	150	19.4	0.493
KOH	50	150	363	9.21
NH <sub>2</sub> OH	8	150	nil	nil
NH <sub>4</sub> OH	2.8	150	nil	nil
<b>Organics</b>				
Acetic acid	100	Boiling	nil	nil
Citric acid	50	Boiling	15.0	0.381
Formic acid	25	88	<5	<0.13
Formic acid	50	Boiling	200	5.08
Methanol	99	Boiling	nil	nil
Urea	50	150	7.9	0.2
<b>Salts</b>				
Seawater	-	Boiling	nil	nil
NaC saturated pH=1	-	93	nil	nil
NaCl, 0.5% CH <sub>3</sub> COOH, saturated with H <sub>2</sub> S	5	RT	nil	nil
NaCl, 0.5% CH <sub>3</sub> COOH, saturated with H <sub>2</sub> S	25	RT	nil	nil
Ferric chloride	10	Boiling	nil	nil

#### Crevice corrosion

The effect of temperature and pH on crevice corrosion of Ti-3-2.5 is shown in figure 11. The critical crevice temperature (CCT) of Ti-3-2.5 in a saturated NaCl brine solution with a pH of 5-8 is about 230°F (110°C). In comparison, the best duplex stainless steel has a CCT in seawater of 147°F (64°C).

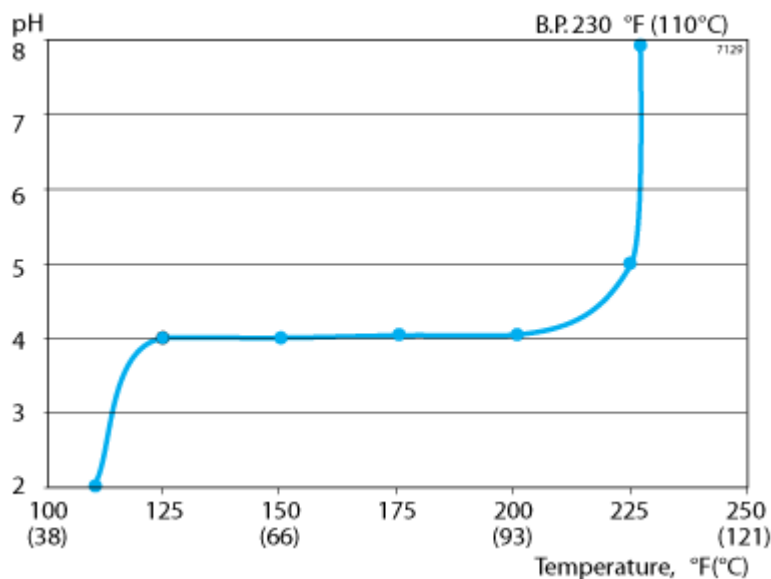


Figure 11 Crevice corrosion of Ti-3-2.5 in NaCl brine.

## Stress corrosion cracking

Ti-3-2.5 shows excellent resistance to stress corrosion cracking (SCC) in hot chloride solutions. Grade 9 does not exhibit the kind of SCC problems which occur with higher strength titanium alloys and high oxygen commercially pure titanium.

Ti-3-2.5 U bend specimens have been tested for 440 days in boiling seawater without showing any signs of SCC. Samples run under the same conditions with 200 ppm of sulfide ion present in solution also showed no corrosion problems.

## Erosion corrosion

Ti-3-2.5 shows excellent resistance to erosion in flowing seawater. Commercially pure titanium has been shown to be resistant to erosion in velocities up to 131 ft/sec (40 m/sec) even with 15 g/l of sand particles present. Ti-3-2.5 samples exhibited no signs of corrosion after a 30 day exposure in 320°F (160°C) flowing seawater with a flow rate of 10.2 ft/sec (3.1 m/sec).

## Hydrogen embrittlement

Ti-3-2.5 tubing will absorb hydrogen under certain conditions of corrosion when atomic hydrogen is generated on the tube surface. Normally this occurs in the presence of galvanic coupling or impressed cathodic current and is enhanced by high temperatures and low pH. If hydrogen absorption occurs, brittle hydrides can form in the material. One method of reducing the effect of hydrogen embrittlement is to control the crystal texture of the tubing material. Hydrides form along preferred crystal planes and radially textured tubing is oriented so that hydrides will form circumferentially around the tube. This increases the distance that a crack must follow to propagate through the tube wall.



# Fabrication

## Bending

Ti-3-2.5 tubing can be bent at room temperature using standard bend tooling and techniques. The CWSR grade of tubing is routinely bent on a radius of three times the tube diameter. Thin walled tubing requires adequate support of the ID during bending. Due to the high strength and low modulus of this alloy, springback is about twice that of stainless steel and must be taken into account.

## Machining and cutting

Machining and cutting Ti-3-2.5 tubing is routine when the following procedures are used:

- Use low cutting speeds and high feed rates
- Use large volumes of coolant
- Use sharp tools and replace as soon as worn
- Never stop feeding while tool is in contact with workpiece

## Tubing and pipe specifications

**ASTM B337:** Seamless and welded pipe

**ASTM B338:** Seamless and welded tubing

**ASME SB338:** Seamless and welded tubing

**AMS 4943:** Aerospace hydraulic tubing, annealed

**AMS 4944/4945:** Aerospace hydraulic tubing, cold worked and stress relieved

Approved by the American Society of Mechanical Engineers (ASME) Boiler and Pressure Vessel Code, Section VIII, Div. 1, Case 2081

## Sizes and surface conditions

Tube and pipe are supplied in the as cold reduced or cold reduced and heat treated to the annealed or stress relieved condition. Tubing can be delivered in the following surface conditions: as cold reduced, acid etched, belt polished, or furnace oxidized. The principal size range for seamless products is shown as the white area in figure 1.

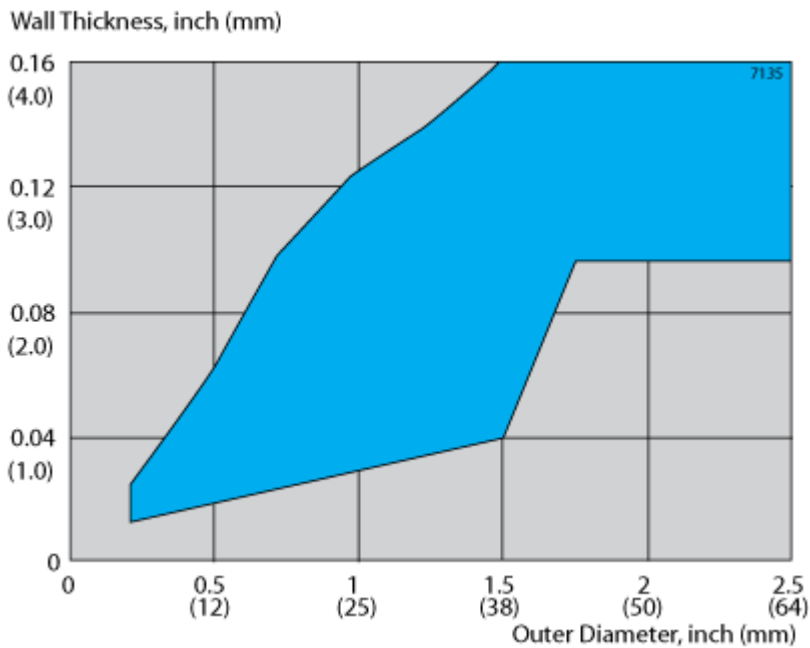


Figure 1 Principal size range for seamless tube and pipe.

Alleima also offers titanium tubing as a SeamFree™ product in the size range shown in figure 2.

SeamFree™ tubing is manufactured by a patented process which utilizes a welded tube as starting material. This product is further tube reduced, then annealed, producing a uniform microstructure and mechanical and corrosion resistant properties similar to seamless tubing.

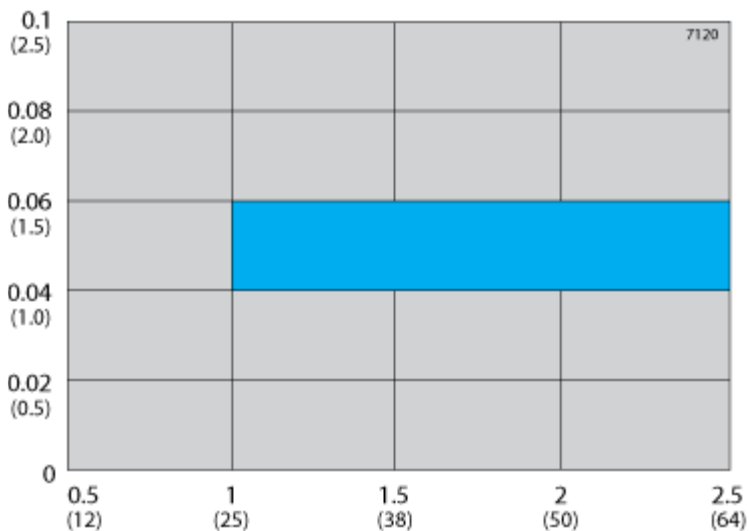


Figure 2 Principal size range for SeamFree™ tube.

## Mechanical properties

Minimum tensile properties as specified by ASTM B338, vary with heat treatment as shown below.  
 Note: CWSR stands for cold worked, stress relieved.

Ultimate Strength		Yield strength		Elongation 2"
ksi	MPa	ksi	MPa	%

<b>Annealed</b>	90	620	70	483	15
<b>CWSR</b>	125	860	105	725	10

Tubing mechanical properties can be tailored for a specific application, by controlling either strength or elongation, see figure 3.

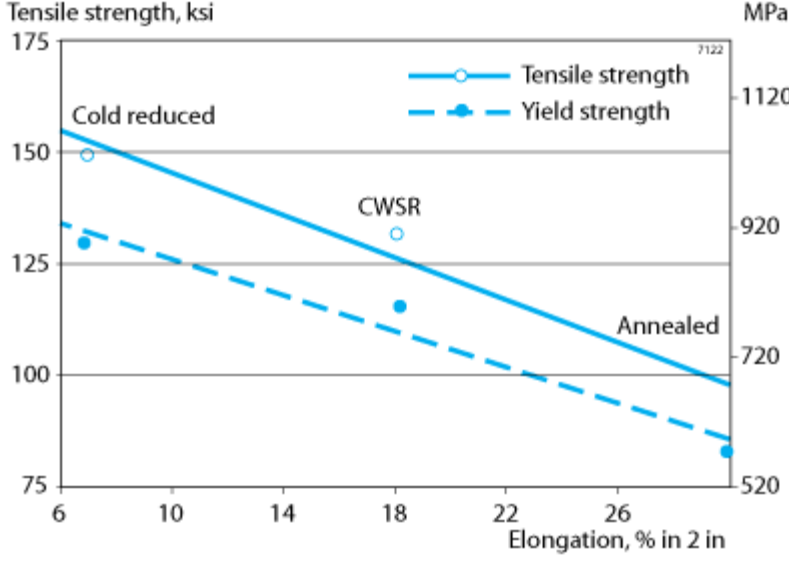


Figure 3 Tensile strength of Ti-3-2.5 tubing vs elongation for different heat treat conditions.

A comparison of the yield strength of tubing materials used in corrosive environments is shown in figure 4.

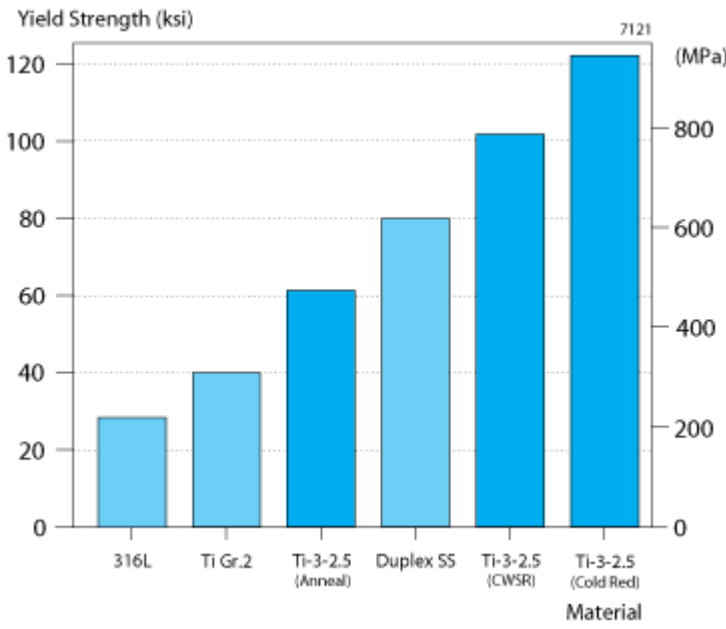


Figure 4 Yield strength comparison of corrosion resistant tubing materials.

Elevated temperature properties

Average measured elevated temperature tensile properties of Ti-3-2.5 tubing are shown in figures 5 and 6.

These graphs compare Ti-3-2.5 tubing made in the CWSR condition to a high strength duplex stainless steel (UNS S32750). Ti-3-2.5 is usable to about 800°F (427°C), above that temperature, oxidation can occur.

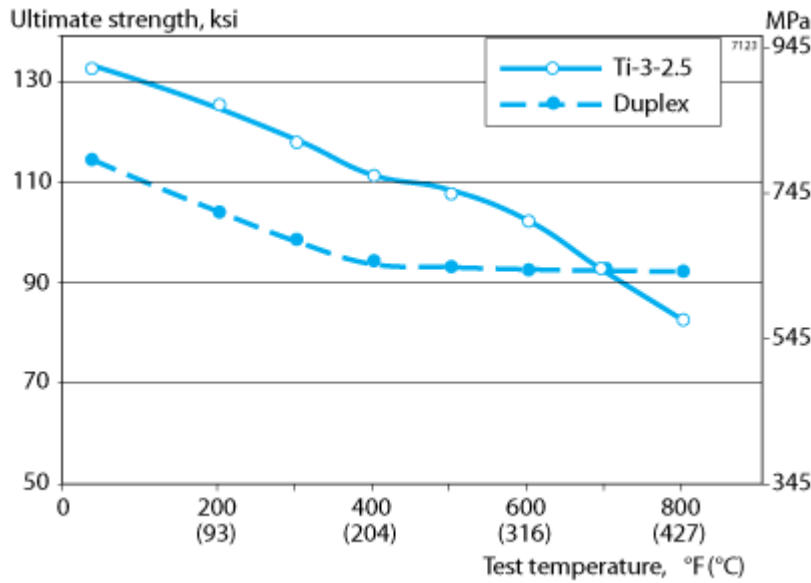


Figure 5 Temperature vs ultimate tensile strength for Ti-3-2.5 and duplex stainless steel tubing.

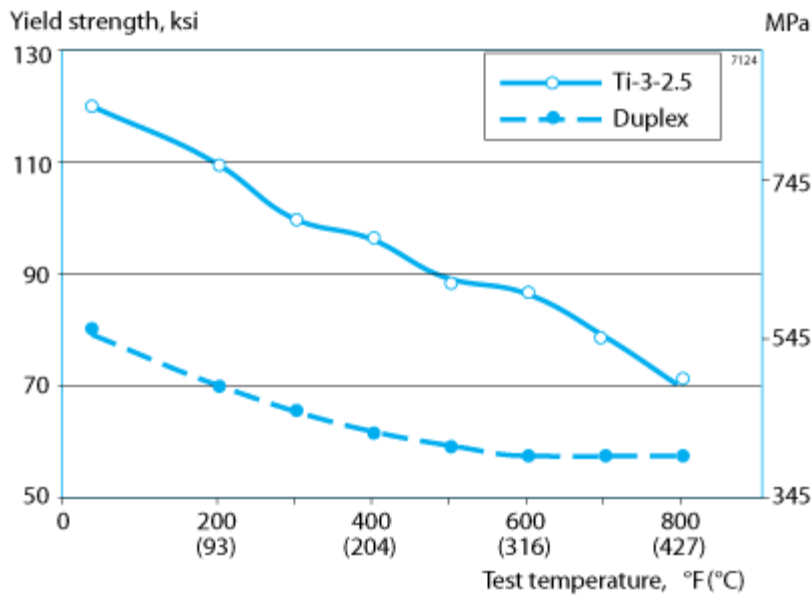


Figure 6 Temperature vs Yield strength for Ti-3-2.5 and duplex stainless steel tubing.

### Impact strength

Charpy impact test data for Ti-3-2.5 annealed plate and weld metal measured at 32°F (0°C) is given below:

Base metal: -63 ft-lbs (86 Joules)

Weld metal: -60 ft-lbs (82 Joules)

Ti-3-2.5 is used in cryogenic applications and has a ductile brittle transition temperature below -300°F (-184°C).

## Burst strength

Representative burst strengths for selected Ti-3-2.5 tubing sizes made to the CWSR condition are shown below.

Tubing Size (OD x Wall)	Avg burst pressure			
	in.	mm	psi	MPa
0.250 x 0.016		6.35 x 0.4	21,300	147
0.375 x 0.019		9.53 x 0.5	18,800	130
0.500 x 0.026		12.70 x 0.7	16,930	117
0.625 x 0.032		15.88 x 0.8	18,000	124
0.750 x 0.039		19.05 x 1.0	19,200	132
1.000 x 0.051		25.40 x 1.3	18,500	127

## Elastic modulus

The elastic modulus of Ti-3-2.5, shown below, is roughly 1/2 that of steel alloys.

Annealed  $15.0 \times 10^3$  psi 103 GPa

CWSR  $14.5 \times 10^3$  psi 100 GPa

## Physical properties

Density 0.162 lbs/in<sup>3</sup>, 4.51 g/cm<sup>3</sup>

Ti-3-2.5 tubing is lighter than comparable steel products, as its density is 45% less than steel tube alloys. The light weight and high strength give this product applications advantages where a strength-to-weight ratio better than stainless steel alloys are required.

### Thermal conductivity

	Room	212°F	392°F	572°F	752°F
	Temp	100°C	200°C	300°C	400°C
Btu/(ft h °F)	4.7	5.2	5.7	6.3	6.9
W/(m °C)	8.2	9.0	9.9	10.9	11.9

### Thermal expansion

The coefficient of thermal expansion for Ti-3-2.5 in comparison to other corrosion resistant tubing alloys, is shown in figure 7.

This data is for a temperature range of 68-212 °F (20-100°C).

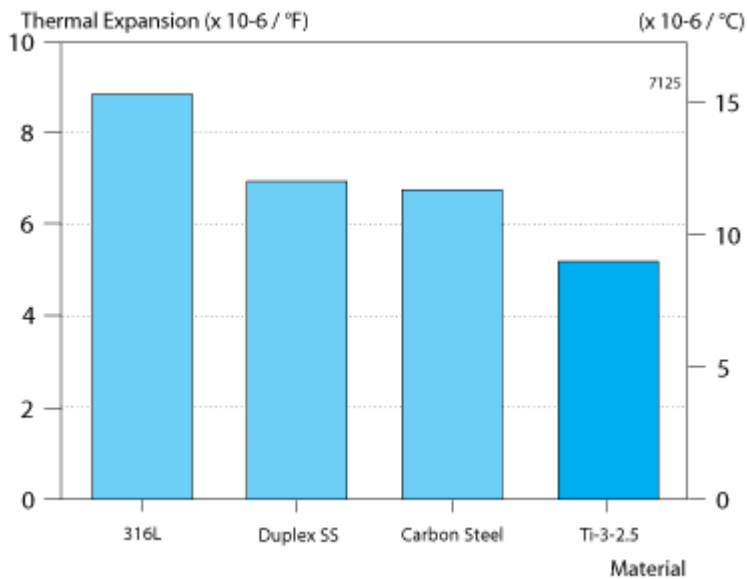


Figure 7 Thermal expansion comparison of corrosion resistant tubing materials.

## Fatigue performance

Ti-3-2.5 tubing has been used in aerospace hydraulic lines for over 20 years due to its high strength to weight ratio and its excellent fatigue performance. A typical stress vs cycles to failure (SN) curve for CWSR Ti-3-2.5 tubing is shown in figure 8. This data is from planar flexure fatigue testing of a 90° bent tubing sample with 4000 psi (275 bar) static internal pressure. The tubing size used was 3/8" (9.53 mm) OD x 0.019" (0.5 mm) wall.

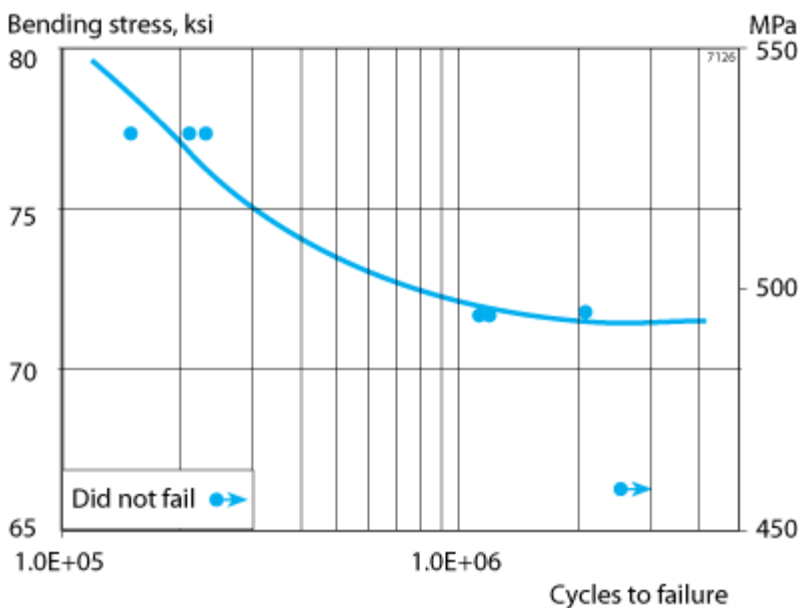


Figure 8 Ti-3-2.5 tubing SN fatigue curve.

The endurance fatigue limit for Ti-3-2.5 tubing in the annealed

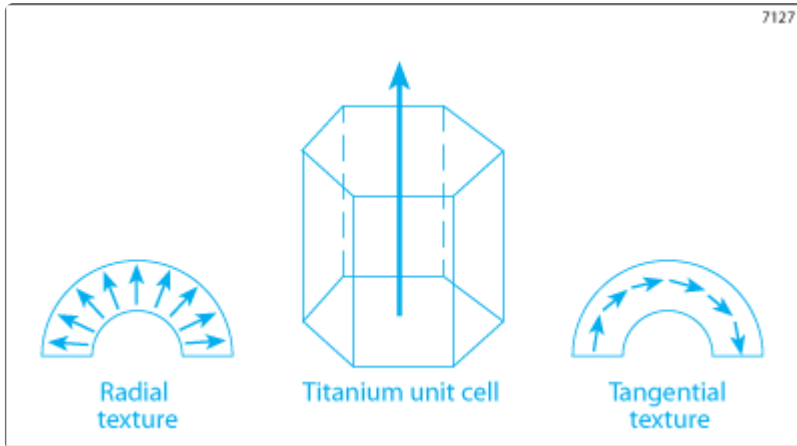


Figure 9 Titanium tubing texture

A number of studies have shown that tubing with a radial texture has better fatigue performance than tubing with a tangential texture. Crystal texture is measured by the contractile strain ratio test or CSR, with higher CSR numbers indicating more radial texture. The effect that crystal texture has on fatigue endurance limit is shown in figure 10. This data is based a series of planar flexure fatigue tests performed on 1/2" (12.7 mm) OD x 0.035" (0.9 mm) wall hydraulic tubing made to the CWSR condition.

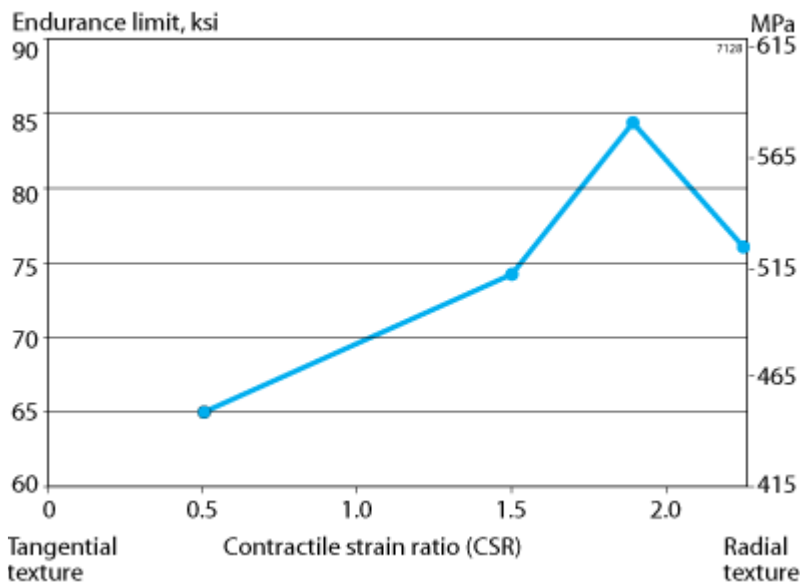


Figure 10 Fatigue endurance limit vs CSR number.

## Weldability

The weldability of Ti-3-2.5 tubing is very good as long as the necessary precautions are taken. Due to the reactive nature of titanium, inert gas shielding must be in place on both the OD and ID of the tubes. The material must be also free from any grease or oil contamination.

Manual or automatic TIG welding is regularly used, to weld Ti-3-2.5 tubing either with or without filler wire. A low heat input should be used to minimize the size of the heat affected zone.

Annealed and cold worked stress relieved Ti-3-2.5 can both be readily welded- Weld joints on CWSR tubing retain about 90% of the initial tensile strength after welding. No post weld heat treatment is normally performed on grade 9 tubing.

---

**Disclaimer:** Recommendations are for guidance only, and the suitability of a material for a specific application can be confirmed only when we know the actual service conditions. Continuous development may necessitate changes in technical data without notice. This datasheet is only valid for Alleima materials.